

Measure M2 Quarterly Progress Report January 2023 through March 2023



M2 Quarterly Report Overview



Highlights the successes and challenges of M2 Program activities



Reports progress on the Next 10 Plan deliverables



Provides cost and schedule information



Includes revenue and expenditure actuals, in addition to local allocations



ENVIRONMENTAL



A total of 5% of OC Go Freeway Program funds is allocated to the Freeway Environmental Mitigation Program




A total of 2% of the overall OC Go Program funds is allocated to the Environmental Cleanup Program

M2 Freeway Program

30 projects/project segments

- 13 completed
- 5 in construction
- 8 in final design
- 4 in various stages of development

724,000 Freeway Service Patrol motorist assists and lane clearances



3rd Quarter Highlights:

- ✓ SR-91 (SR-55 to Lakeview Avenue) – Consultant selection for public outreach services
- ✓ I-405 (SR-73 to I-605) – Project progress update
- ✓ Freeway Service Patrol – Selection of three providers for four service areas

I-405 – Interstate 405
I-605 – Interstate 605
SR-55 – State Route 55
SR-73 – State Route 73
SR-91 – State Route 91

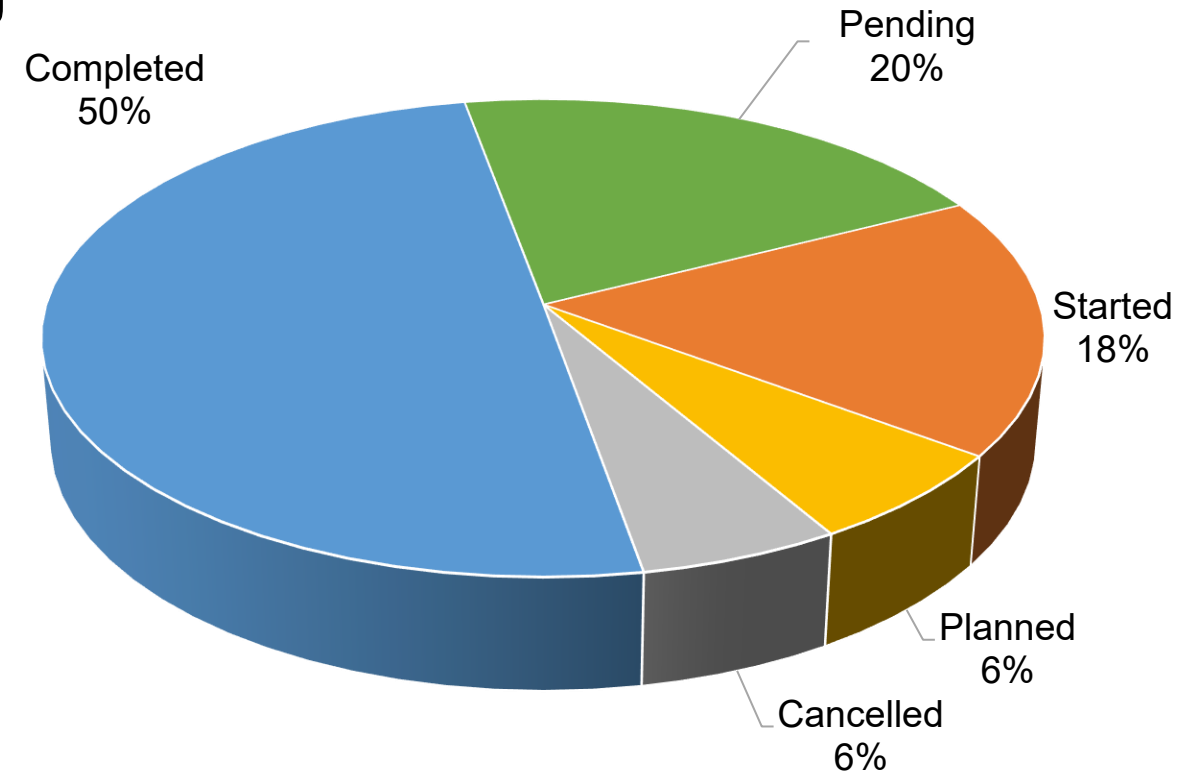
More than \$1.06 billion provided to local jurisdictions to date:

- More than \$636.2 million in flexible funding
- 159 street capacity improvement projects
- 125 signal synchronization projects

3rd Quarter Highlights:

- ✓ One-time Escalation Adjustments

Measure M2 Streets and Roads Program Status



M2 Transit Program

- Metrolink service as well as station, track and grade crossing safety improvements
- OC Streetcar underway
- 22 community-based circulators
- \$115.3 million allocated to expand mobility choices for seniors and persons with disabilities
- 112 transit stop enhancements



3rd Quarter Highlights:

- ✓ Anaheim Canyon Station improvements completed
- ✓ South Coast Rail Infrastructure Feasibility Study
- ✓ OC Streetcar - Project progress update

OC STREETCAR BY THE NUMBERS

PROJECT FEATURES

OCTA BUS CONNECTIONS: 14

FLEET SIZE: 8

FREQUENCY: 10-15 MINUTES

STOPS: 10 (IN EACH DIRECTION)



STREETCAR CAPACITY:
UP TO 210 PEOPLE

DAILY TRAIN CONNECTIONS
AT SARTC: 65+

ROUTE: 4.15 MILES (in each direction)



Environmental Cleanup Program (ECP)

- Over \$57.2 million allocated for 219 water quality projects
 - ✓ 60 million gallons of trash captured

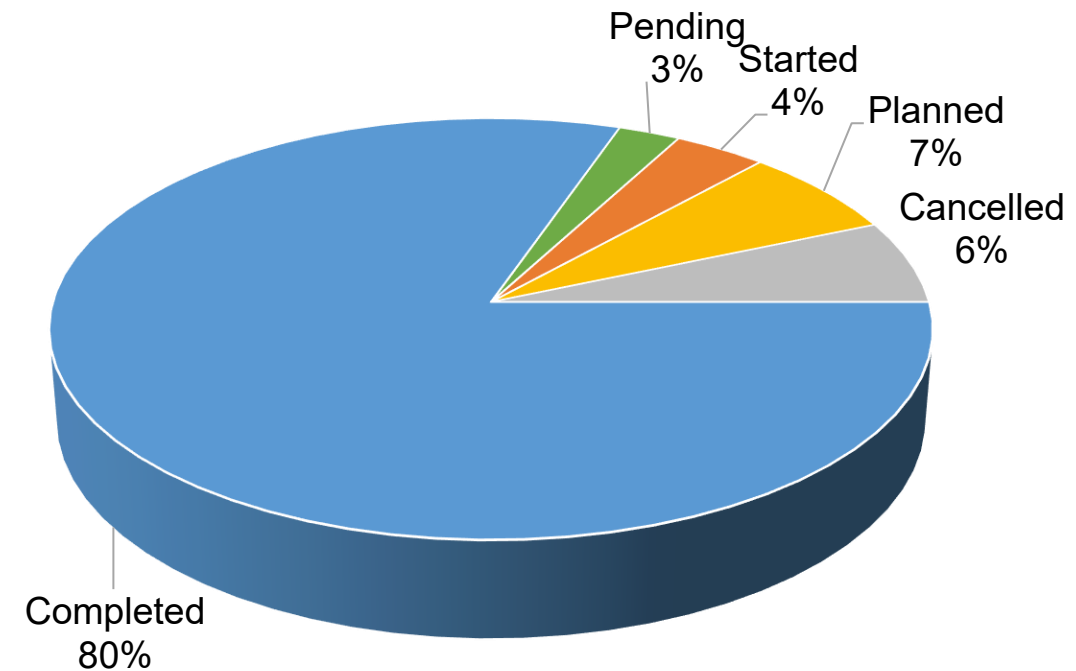
Freeway Environmental Mitigation Program

- Preserved 1,300 acres of open space and restored nearly 350 acres of habitat
- Streamlined biological and water quality permitting for freeway projects
- Established endowment to protect mitigation properties

3rd Quarter Highlights:

- ECP - Release 13th Tier 1 Call for Projects

Measure M2 Environmental Cleanup Program Status



- Monitor M2 Program Risks and Challenges
 - Market Conditions
 - Sales Tax Revenue/Next 10 Plan
 - Metrolink ridership and track closures
- Ordinance Safeguards
 - 2022 Ordinance Compliance Tracking Matrix
 - Triennial Performance Assessment



COVID-19 - Coronavirus
Next 10 Plan - Next 10 Delivery Plan
PMO – Program Management Office

- Status of Next 10 Delivery Plan progress
- Success and challenges of M2 implementation
- Comprehensive resource for information on all aspects of M2 Transportation Investment Plan
- Transparent and fulfills Ordinance No. 3 requirements
- Available to the public via the OCTA website:
[https://www.octa.net/About-OC-Go/OC-Go-\(2011-2041\)/Documents-and-Reports/](https://www.octa.net/About-OC-Go/OC-Go-(2011-2041)/Documents-and-Reports/)

